


# 2016 SUMMARY

## French exports

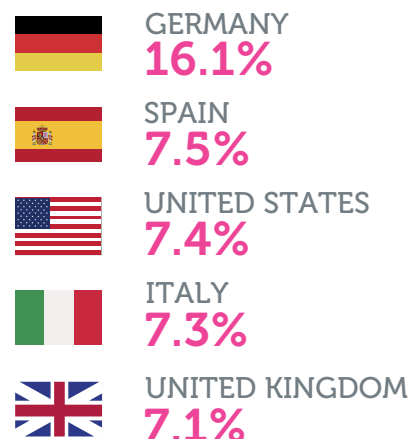


### FRENCH GOODS EXPORTS (2016)



\*Source: French Customs Authorities. Estimated FOB/FOB gross data, including military hardware.

### TOP 5 EXPORT DESTINATIONS



### TOP 4 GOODS EXPORT SECTOR GROUPINGS



### BUOYANT EXPORT MARKETS IN 2016

#### MARKETS DRIVING FRENCH EXPORTS IN EUROPE


- Switzerland **+11%**
- Portugal **+7.4%**
- Poland **+6%**
- Spain **+2%**
- Italy **+1.4%**



#### FRENCH EXPORTS UP IN VARIOUS ASIAN MARKETS

- India **+23%**
- Hong Kong **+19%**
- Singapore **+15%**





# 124,100

## EXPORTING COMPANIES IN FRANCE

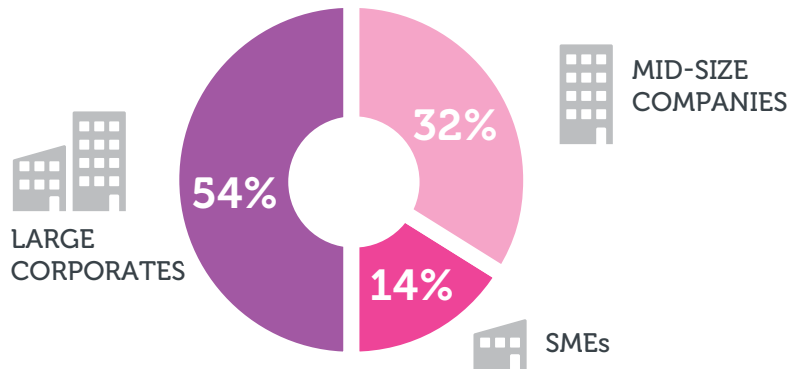
SME EXPORTS  
**up**  
**2.1%**

### FRANCE: THE WORLD'S



LARGEST EXPORTER  
OF SERVICES

#### BREAKDOWN OF EXPORTS BY COMPANY SIZE



## EXPORTS BY FOREIGN COMPANIES IN FRANCE

THE CONTRIBUTION OF FOREIGN COMPANIES IN FRANCE:



**34%**  
OF MANUFACTURING EXPORTS



**30%**  
OF GOODS  
AND SERVICES EXPORTS



**25%**  
OF FOREIGN  
SUBSIDIARY  
TURNOVER  
IN FRANCE  
GENERATED  
IN OVERSEAS  
MARKETS

#### TOP 5 SOURCE COUNTRIES OF FOREIGN-OWNED EXPORTERS

- 29%** UNITED STATES
- 14%** GERMANY
- 8%** LUXEMBOURG
- 8%** SWITZERLAND
- 8%** NETHERLANDS