





2016 SUMMARY

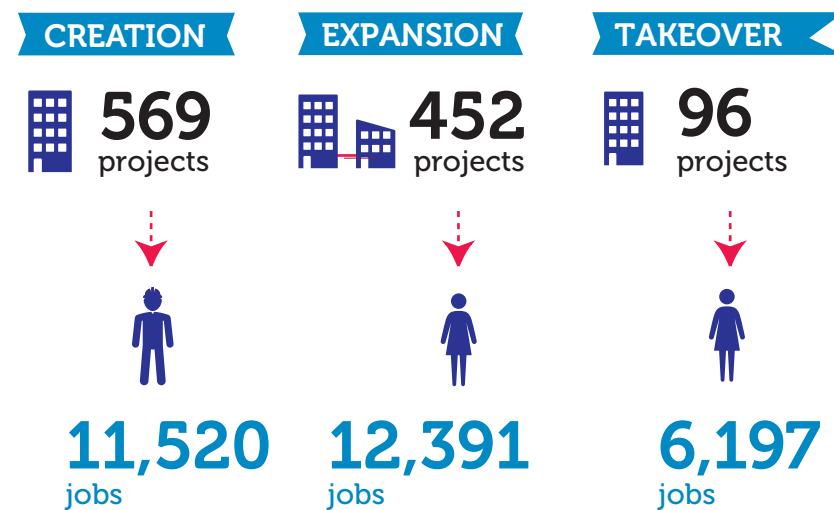
Foreign investment in France



21 INVESTMENT DECISIONS / WEEK



NUMBER OF PROJECTS AND JOBS BY INVESTMENT TYPE



SITE CREATIONS LED THE WAY:



STRATEGIC INVESTMENTS

PRODUCTION/MANUFACTURING, R&D, BUSINESS SERVICES, CONSUMER SERVICES, LOGISTICS AND DISTRIBUTION, RETAIL OUTLETS, DECISION-MAKING CENTERS, HEADQUARTERS.

TOP 3 BUSINESS ACTIVITIES



R&D/ENGINEERING

32% increase in R&D/engineering investments...




accounting for **10%** OF INVESTMENTS

MANUFACTURING

25%

of the investments recorded in the Annual Report were in production/manufacturing...



generating **37%** of all jobs.

SOURCE OF INVESTMENT PROJECTS

TOTAL OF **51** SOURCE COUNTRIES, UP FROM 47 IN 2014



20% NORTH AMERICA

12% ASIA

- 17%** GERMANY
- 16%** UNITED STATES
- 13%** ITALY
- 8%** UNITED KINGDOM
- 6%** JAPAN

INVESTMENT DECISIONS FROM ITALY (+68%) AND GERMANY (+35%) ROSE SHARPLY.